

FIGURE 1. CHAMBER EXF1




FIGURE 2. CHAMBER EXF2



FIGURE 3. CHAMBER EXF3




FIGURE 4. CHAMBER EXF4



FIGURE 5. ACO DRAIN




FIGURE 6. LAND DRAIN



FIGURE 7. FILTER DRAIN

P01	26.04.2024	FIRST ISSUE	KB	BT	BT
REV	DATE	DESCRIPTION	BY	CHK	APP

DRAWING STATUS: **PRELIMINARY**

CLIENT: **VECTOREX**

ARCHITECT: **SAER ARCHITECTS**

PROJECT: **34 CADNANT PARK**

TITLE: **EXISTING DRAINAGE LAYOUT**

STATUS: S2	PROJECT No: 348	005	REV: P01
-------------------	------------------------	------------	-----------------

SCALE @ A1: 1:250	DESIGNED: BT	DRAWN: KB	CHECKED: KB	APPROVED: BT	DATE: APRIL 2024
--------------------------	---------------------	------------------	--------------------	---------------------	-------------------------

MÓN CIVILS
LIMITED